

The *moai* database was created through fieldwork and computer work by Brett Shepardson. Research was made possible in part by a National Science Foundation Graduate Research Fellowship, a National Science Foundation Doctoral Dissertation Improvement Grant, the University of Hawai'i Foundation, and the Padre Sebastián Englert Anthropological Museum. Special thanks go to Francisco Torres, Verónica Vergara, Claudia Peñafiel, Michael Graves, Rogelio Paoa, Pelayo Tuki, Pota Paté, Piru Hucke, and to the entire Rapa Nui community for such generous hospitality and support.

The database is for public use, and even more, for public update. While the database is extensive, it is not meant to be an exhaustive or complete effort to document the statues of Rapa Nui. To update/contribute to the database, please email [terevaka.net@gmail.com](mailto:terevaka.net@gmail.com). Feel free to use the data, but please remember to cite the author accordingly:

Shepardson, B.

2007 "Moai database – Rapa Nui." <http://www.terevaka.net/moai>.

---

Fieldwork was conducted on Rapa Nui during the following dates:

January – August (2003)

January – February, August (2004)

July – September (2005)

---

## **ATLAS\_REF**

This field attempts to cross-reference statues with site locations in the archaeological atlas for Rapa Nui (archived in the Museo Antropológico Padre Sebastián Englert, Rapa Nui):

Cristino, F., C., P. Vargas C., and R. Izaurieta S.,

1981 *Atlas Arqueológico de Isla de Pascua*. Santiago, Facultad de Arquitectura y Urbanismo, Instituto de Estudios, Universidad de Chile.

Most statues in the database are assigned a value XX-YYY-ZZ.

XX refers to the atlas quadrangle

YYY refers to the atlas site number

ZZ assigns a number to each statue within the site

In many cases, the atlas does not include ZZ information. The order in which statues received a ZZ value in this database was arbitrary.

---

## VT\_REF

This field attempts to cross-reference statues with those documented by Dr. Jo Anne Van Tilburg:

Van Tilburg, J.A.

1986 *Power and Symbol: the Stylistic Analysis of Easter Island Monolithic Sculpture*. Ph.D. dissertation. University of California, Los Angeles.

Most attempts to cross-reference statues with those documented by Dr. Van Tilburg were unsuccessful.

---

## RIQ\_REF

This field attempts to cross-reference statues with those documented by Riquelme *et al.* (archived in the Museo Antropológico Padre Sebastián Englert, Rapa Nui):

Riquelme, S., F., R. I. San Juan, I. R. Kussner, L. G. Nualart, and P. V. Casanova

1991 *Teoría de las Proporciones. Generación de la Forma y procesos de Realización en la Escultura Megalítica de Isla de Pascua Sistema de Medidas en el Diseño Pascuense*.

---

## ATAN

This field identifies numbers or markings that were placed directly on statues by Pedro Atán. The numbers have commonly, but mistakenly, been attributed to Father Sebastián Englert during his island-wide survey of statues and topknots early in the 20<sup>th</sup> century. In several cases, markings have faded or weathered to the point where they are no longer legible.



## ALTITUDE

This field presents the altitude at which each statue is located on the island. Measurements are in meters above sea level. All measurements were acquired with a Garmin etrex Venture handheld global positioning system unit.

---

## EASTING & NORTHING

These fields present the easting and northing coordinates at which each statue is located on the island. Measurements are in meters within UTM projection zone 12 (WGS1984). All measurements were acquired with a Garmin etrex Venture handheld GPS unit. Statue locations in the database are normally within six meters' accuracy. Statue locations within the Rano Raraku statue quarry (statues whose ATLAS\_REF value begins with RR), however, may offer significantly poorer accuracy.

---


## PIECES

This field helps to describe the condition of the statue. The value indicates the number of boulder-sized pieces of the statue that are present. A positive value indicates that all major pieces of the statue appear to be accounted for, and a negative value indicates that large pieces of the statue appear to be missing.


---

## ORIENT

This field presents the orientation of the statue relative to magnetic north. In cases where the body of the statue is present (A), the measurement was taken from the center of the base toward the center of the chest. In cases where only a head is present (B), the measurement was taken from the center of the chin to the center of the nose.



(A)



(B)

Measurements are in degrees from north. A value of  $360$  indicates orientation toward magnetic north. A value of  $0$  indicates that the statue is in an erect position.

---

## LENGTH

This field presents the total length of the statue in centimeters. Length was measured as a straight line from the top of the head to the bottom of the base. For statues in multiple pieces, efforts were made to add lengths of different sections together to estimate the total length of the statue.



---

## FACE\_L

This field presents the length of the face of the statue in centimeters. Face length was measured as a straight line from the center of the bottom of the chin to the top of the center of the forehead.



---

## FORE\_L


This field presents the length or height of the forehead in centimeters. Forehead length was measured as a straight line at the center of the face or forehead.



---

## FACE\_W\_E

This field presents the width of the face, in centimeters, at the eye level of the statue. Face width at the eye level was measured as a straight line from one edge of the plane of the eyes to the other edge.





---

## **R\_EYE\_W & L\_EYE\_W**

These fields present the width of the eyes of the statue. R\_ refers to the statue's right eye and L\_ refers to the statue's left eye. Eye width was measured as a straight line from one corner or edge of the eye to the other corner or edge. For statues without carved eyes sockets (A), measurements were taken from the end of the crease of the eye to the beginning of the nose. For statues with carved eye sockets (B), measurements were taken from one corner of the socket to the other corner of the socket.



(A)



(B)

---

## **E\_E**

This field presents the space between the eyes of the statue, in centimeters, across the bridge of the nose. The space was measured as a straight line from the inside edge or corner of one eye to the inside edge or corner of the other eye. For statues without carved eye sockets (A), measurements were taken from the end of the crease of the right eye to the end of the crease of the left eye (effectively edge to edge of the bridge of the nose). For statues with carved eye sockets (B), measurements were taken from the inside corner of the right eye socket to the inside corner of the left eye socket.



(A)



(B)

---

### FACE\_W\_N

This field presents the width of the face, in centimeters, at the nostril level of the statue. Face width at the nostril level was measured as a straight line from one edge of the plane of the face to the other edge.



---

### NOSE\_W

This field presents the maximum width of the nose, in centimeters, at the nostril level of the statue. Nose width was measured as a straight line from the outside edge of the right nostril to the outside edge of the left nostril.



---

### N\_M

This field presents the length of the space, in centimeters, between the nose and the mouth. The space was measured as a straight line from the bottom of the nose (at the center) and the middle of the mouth (in between the lips).



---

### MOUTH\_W


This field presents the width of the mouth in centimeters. The mouth width was measured as a straight line from one edge of the lips to the other edge of the lips.



---

## **M\_C**

This field presents the length of the space, in centimeters, between the mouth and the chin. The space was measured as a straight line from the middle of the mouth (in between the lips) to the bottom of the center of the chin.



---

## **R\_EAR\_L & L\_EAR\_L**

These fields present the total length of the ears of the statue in centimeters. R\_ refers to the statue's right ear, and L\_ refers to the statue's left ear. Ear length was measured as a straight line from the top of the ear to the bottom of the ear lobe.



---

## **R\_EAR\_T & R\_EAR\_B & L\_EAR\_T & L\_EAR\_B**

These fields present the length, in centimeters, of the upper and bottom portions of the ears of the statue. \_T refers to the top portion of the ear, and \_B refers to the bottom portion of the ear. Lengths were measured as straight lines from the top of one portion to the bottom of the same portion. In some cases, there was a gap between the end of one portion and the beginning of the next, resulting in two portions whose sum is less than the total length of the ear.





## HEAD\_D & HEAD\_W

These fields present the depth and width, in centimeters, of the top of the head of the statue. \_D refers to the depth of the head, and \_W refers to the width of the head. The depth of the head (A) was measured as a straight line from the center of the top of the head on the back side of the statue to the center of the top of the head on the front side of the statue. Width of the head (B) was measured as a straight line from the edge of the top of the head above one ear to the edge of the top of the head above the other ear.



(A)



(B)

---

## BASE\_D & BASE\_W

These fields present the depth and width, in centimeters, of the base of the statue. \_D refers to the depth of the base, and \_W refers to the width of the base. The depth of the base (A) was measured as a straight line from the center of the bottom of the base on the back side of the statue to the center of the bottom of the base on the front side of the statue. Width of the base (B) was measured as a straight line from the edge of the bottom of the base below one arm to the edge of the bottom of the base below the other arm.



(A)



(B)

---



## **BODY\_PART**

This field describes whether the body and the head of the statue are both present.

- 1* = Both body and head are present.
  - 2* = Only the head is present.
  - 3* = Only the body is present.
- 

## **HEAD\_POS**

This field describes the posture of the head (if present).

- 1* = Head is face up.
  - 2* = Head is face down.
  - 3* = Head rests on its right side.
  - 4* = Head rests on its left side.
  - 5* = Head rests upright.
- 

## **BODY\_POS**

This field describes the posture of the body (if present).

- 1* = Body is face up.
  - 2* = Body is face down.
  - 3* = Body rests on its right side.
  - 4* = Body rests on its left side.
  - 5* = Body rests upright.
- 

## **MATERIAL**

This field describes the parent material from which the statue was carved.

- 1* = Tuff.
  - 2* = Scoria.
  - 3* = Trachyte.
  - 4* = Basalt.
-

## **EYES**

This field describes the eyes of the statue.

0 = Unclear whether the eye sockets have been carved.

1 = Eye sockets carved.

2 = Eye sockets not carved.

---

## **AHU\_PREV**

This field presents the name of the *ahu* with which the statue is associated. Alternative or previous names for the same *ahu* are noted in parentheses. A value of ??? indicates that the statue resides at an *ahu* for which no name was collected in this database. A value of *Quarry* indicates that the statue is still in the immediate vicinity of the Rano Raraku statue quarry. A blank indicates that the statue is not associated with any particular *ahu*.

---

## **STRAT**

This field presents comments on the stratigraphic context of the statue. These notes represent only preliminary impressions of the investigator and may not be systematic.

---

## **V\_ORIENT**

This field presents a description of the direction the statue is facing for those statues that are now in an upright posture.

---

## **BREAKS**

This field describes the location of fractures on statues that are no longer whole.

---

## **PRES\_GEN**

This field presents comments on the general state of preservation for individual statues. These notes represent only preliminary impressions of the investigator and may not be systematic.

---

**PRES\_SP**

This field presents comments on specific characteristics of preservation for individual statues. These notes represent only preliminary impressions of the investigator and may not be systematic.

---

**NOTES\_1 & NOTES\_2**

These fields present additional comments regarding individual statues. These notes represent only preliminary impressions of the investigator and may not be systematic.

---

**IMAGE**

This field presents the URL for a GIF image for each individual statue. Users must be connected to the Internet for the hyperlink to be operable.